

LET'S

RHYME

Let's celebrate our
favorite Doc's
birthday!



Kirsten's
Kreations

Thank YOU!

Thanks for downloading this freebie. I created this product because I wanted a fun read the room activity to help my students celebrate Dr. Seuss' birthday. Simply print out the cards, laminate and hang them around the room. Give each student a clipboard and a copy of the record sheet and have them read the room to find each pair of rhyming words.

Also included is a word hunt that can be used with any Dr. Seuss book. Kids will search through their favorite Seuss story to see if they can find pairs of rhyming words to fill the speech bubbles. This second activity is great for a reading center activity or it also works as a partner reading activity.


In addition, I have created a few fill in the blank poems to help inspire some future writer's while working on their rhyming skills. There are a couple of options to help students publish their poem (if that is something that you are looking for).

Finally, I created a color sheet which might make a fun morning work option or it could also be used as the front of a birthday card for our favorite doctor.



hat

Will you rhyme
with me?
Rhyming is fun,
you will see!



©2014

Kirsten's Kreations

dish

Will you rhyme
with me?
Rhyming is fun,
you will see!



Kirsten's Kreations

©2014

fox

Will you rhyme
with me?
Rhyming is fun,
you will see!



Kirsten's Kreations

bed

Will you rhyme
with me?
Rhyming is fun,
you will see!




Kirsten's Kreations

©2014

spell

Will you rhyme
with me?
Rhyming is fun,
you will see!



©2014

Kirsten's Kreations

ham

Will you rhyme
with me?
Rhyming is fun,
you will see!



©2014

Kirsten's Kreations

shop

Will you rhyme
with me?
Rhyming is fun,
you will see!



©2014

Kirsten's Kreations

chick

Will you rhyme
with me?
Rhyming is fun,
you will see!



©2014

Kirsten's Kreations

thing

Will you rhyme
with me?
Rhyming is fun,
you will see!



©2014

Kirsten's Kreations

trash

Will you rhyme
with me?
Rhyming is fun,
you will see!



Kirsten's Kreations

©2014

rake

Will you rhyme
with me?
Rhyming is fun,
you will see!



Kirsten's Kreations

©2014

kite

Will you rhyme
with me?
Rhyming is fun,
you will see!




Kirsten's Kreations

©2014

joke

Will you rhyme
with me?
Rhyming is fun,
you will see!



©2014

Kirsten's Kreations

sleep

Will you rhyme
with me?
Rhyming is fun,
you will see!



Kirsten's Kreations

©2014

boat

Will you rhyme
with me?
Rhyming is fun,
you will see!



Kirsten's Kreations

train

Will you rhyme
with me?
Rhyming is fun,
you will see!




Kirsten's Kreations

©2014

name _____

LET'S



cat _____

sing _____

fish _____

cash _____

box _____

cake _____

red _____

white _____

Sam _____

poke _____

tell _____

sheep _____

hop _____

goat _____

sick _____









plain _____

RHYME

time!



name _____

Directions: Grab a book by our favorite Doctor and go on a word hunt. How many pairs of rhyming words can you find?



Kinsten's Kreations





You too can be an author like Dr. Seuss.
Think of some rhyming words and put them to use.
It will take hard work and imagination
But when you are done, there will be a celebration!

1. Let's start by listing some rhyming words (word families).

cat	dog	fish	ram

2. Use a set of rhyming words as you complete the sentences.



Look at the _____

It likes to _____

It will _____

As it _____

by _____



You too can be an author like Dr. Seuss.
Think of some rhyming words and put them to use.
It will take hard work and imagination
But when you are done, there will be a celebration!

1. Let's start by listing some rhyming words (word families).

pig	bug	sheep	snake

2. Use a set of rhyming words as you complete the sentences.



I see the _____

sitting _____

Will it _____

after it _____

by _____



You too can be an author like Dr. Seuss.
Think of some rhyming words and put them to use.
It will take hard work and imagination
But when you are done, there will be a celebration!

1. Let's start by listing some rhyming words (word families).

snail	bee	bat	goat

2. Use a set of rhyming words as you complete the sentences.


Is that a _____

on the _____

It can _____

in the _____

by _____





by _____



Handwriting practice area consisting of four sets of horizontal lines. Each set includes a solid top line, a dashed middle line, and a solid bottom line.

Handwriting practice sheet with a decorative border. The top section contains three horizontal lines (top, dashed middle, bottom) for writing. The bottom section features two striped, shell-like illustrations flanking a set of three horizontal lines (top, dashed middle, bottom) with the text "by:" on the top line.

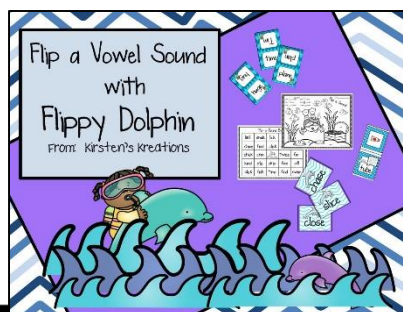
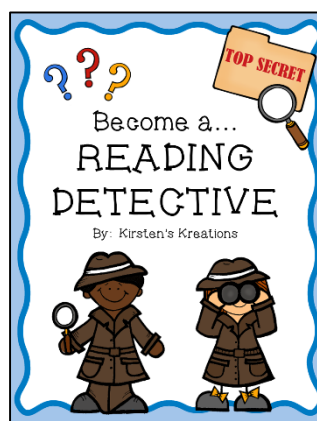
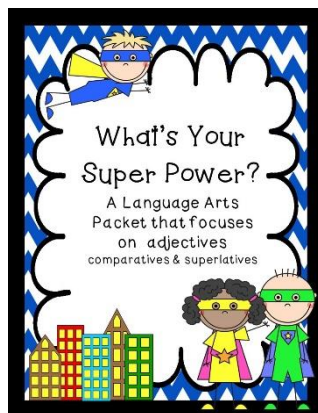


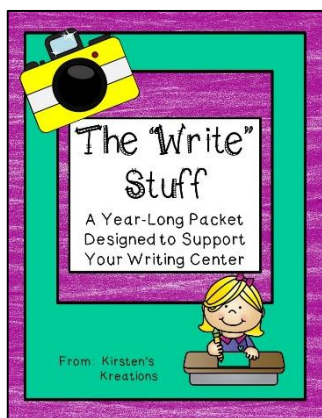
Handwriting practice sheet with a decorative border. The top section contains three horizontal lines (top, dashed middle, bottom) for writing. The bottom section features two striped, shell-like illustrations flanking a set of three horizontal lines (top, dashed middle, bottom) with the text "by:" on the top line.






You too can be an author like Dr. Seuss.
Think of some rhyming words and put them to use.
It will take hard work and imagination
But when you are done, there will be a celebration!

Other resources



CLIP ART & TEXT GRAPHICS



<http://www.teacherspayteachers.com/Store/Zip-a-dee-doo-dah-Designs>

